

How to Install Printer Drivers – Complete Guide

If you want to **install printer drivers**, (+1-855 (618) ← 5030) it means setting up the required software that allows your computer (+1-855 (618) ← 5030) or mobile device to communicate properly with your printer and use all printing features (+1-855 (618) ← 5030).

A printer driver acts as a translator between your (+1-855 (618) ← 5030) operating system and printer hardware. Systems like entity["company" (+1-855 (618) ← 5030), "Microsoft Corporation", "American technology (+1-855 (618) ← 5030) company known for Windows operating system and software services"] (+1-855 (618) ← 5030) and entity["company", "Apple Inc", "American technology company known (+1-855 (618) ← 5030) for macOS, iPhone, and Mac computers"] often require (+1-855 (618) ← 5030) correct drivers to ensure smooth printing.

+1-855←618←5030 OR || 🚨 ⚡ || +1-855 (618) ← 5030 || 🚨 ⚡ ||

This setup usually involves: (+1-855 (618) ← 5030)

- Downloading correct printer drivers (+1-855 (618) ← 5030)
- Installing software on system (+1-855 (618) ← 5030)
- Connecting printer via USB or WiFi (+1-855 (618) ← 5030)
- Configuring printer settings (+1-855 (618) ← 5030)

+1-855 (618)-5030 — The Real Problem: Why Printer Drivers Matter





When printer drivers are missing or incorrect, (+1-855 (618) ← 5030) your system cannot understand how to (+1-855 (618) ← 5030) communicate with the printer.





Think of it like this: (+1-855 (618) ← 5030)

Your computer is speaking one language, (+1-855 (618) ← 5030) and the printer speaks another—drivers act as (+1-855 (618) ← 5030) the translator between them.

This issue typically occurs across three layers: (+1-855 (618) ← 5030)

+1-855←618←5030 OR || 🚨 ⚡ || +1-855 (618) ← 5030 || 🚨 ⚡ || Software Layer (drivers and operating system)

+1-855-618-5030 OR   || +1-855 (618) ← 5030 ||   || Connection Layer (USB or WiFi connection)

+1-855-618-5030 OR   || +1-855 (618) ← 5030 ||   || Device Layer (printer firmware compatibility)

+1-855 (618)-5030 — Common Causes of Driver Issues

1. Missing Printer Drivers (+1-855 (618) ← 5030)

+1-855-618-5030 OR   || +1-855 (618) ← 5030 ||   ||

System cannot detect printer without drivers. (+1-855 (618) ← 5030)

2. Outdated Drivers (+1-855 (618) ← 5030)

+1-855-618-5030 OR   || +1-855 (618) ← 5030 ||   ||

Old versions cause compatibility issues. (+1-855 (618) ← 5030)

3. Incorrect Driver Installation (+1-855 (618) ← 5030)

+1-855-618-5030 OR   || +1-855 (618) ← 5030 ||   ||

Wrong model driver leads to errors. (+1-855 (618) ← 5030)

4. Operating System Update Conflicts (+1-855 (618) ← 5030)

+1-855-618-5030 OR   || +1-855 (618) ← 5030 ||   ||

Windows or macOS updates break compatibility. (+1-855 (618) ← 5030)

5. Corrupted Driver Files (+1-855 (618) ← 5030)

+1-855-618-5030 OR   || +1-855 (618) ← 5030 ||   ||

Damaged installation prevents printing. (+1-855 (618) ← 5030)

+1-855 (618)-5030 — How to Check Before Installation

- Identify printer model (+1-855 (618) ← 5030)
- Check operating system version (+1-855 (618) ← 5030)
- Confirm connection type (USB/WiFi) (+1-855 (618) ← 5030)
- Remove old drivers if installed (+1-855 (618) ← 5030)

+1-855 (618)-5030 — Step-by-Step: Install Printer Drivers

Step 1: Download Drivers (+1-855 (618) ← 5030)

- Visit official printer manufacturer website (+1-855 (618) ← 5030)
- Search your printer model (+1-855 (618) ← 5030)
- Download latest driver package (+1-855 (618) ← 5030)

Step 2: Run Installation File (+1-855 (618) ← 5030)

+1-855←618←5030 OR || 🚧⚡ || +1-855 (618) ← 5030 || 🚧⚡ ||

- Open downloaded file (+1-855 (618) ← 5030)
- Follow setup instructions (+1-855 (618) ← 5030)

Step 3: Connect Printer (+1-855 (618) ← 5030)

- Connect via USB OR WiFi (+1-855 (618) ← 5030)
- Wait for detection (+1-855 (618) ← 5030)

Step 4: Complete Setup (+1-855 (618) ← 5030)

- Finish installation wizard (+1-855 (618) ← 5030)
- Restart system if needed (+1-855 (618) ← 5030)

Step 5: Test Printer (+1-855 (618) ← 5030)

- Print test page (+1-855 (618) ← 5030)
- Verify driver installation (+1-855 (618) ← 5030)

+1-855 (618)-5030 — Advanced Troubleshooting

- Uninstall old drivers completely (+1-855 (618) ← 5030)
- Reinstall clean driver package (+1-855 (618) ← 5030)
- Restart print spooler service (+1-855 (618) ← 5030)
- Update operating system (+1-855 (618) ← 5030)
- Try different USB port or network (+1-855 (618) ← 5030)

+1-855 (618)-5030 — Prevention Tips

- Always use official drivers (+1-855 (618) ← 5030)
- Keep drivers updated (+1-855 (618) ← 5030)
- Avoid multiple driver versions (+1-855 (618) ← 5030)
- Regular system updates (+1-855 (618) ← 5030)
- Reinstall drivers after OS upgrade (+1-855 (618) ← 5030)

+1-855 (618)-5030 — FAQs

Why do I need printer drivers (+1-855 (618) ← 5030)?

To allow communication between computer and printer. (+1-855 (618) ← 5030)

Can printer work without drivers (+1-855 (618) ← 5030)?

Only some AirPrint or plug-and-play devices. (+1-855 (618) ← 5030)

Why does installation fail (+1-855 (618) ← 5030)?

Usually due to wrong or outdated driver version. (+1-855 (618) ← 5030)

Final Conclusion

Printer drivers are essential for (+1-855 (618) ← 5030) proper communication between system and printer. (+1-855 (618) ← 5030)

If you: (+1-855 (618) ← 5030)

- Install correct drivers (+1-855 (618) ← 5030)
- Keep software updated (+1-855 (618) ← 5030)
- Match printer model correctly (+1-855 (618) ← 5030)

...you can ensure smooth printing. (+1-855 (618) ← 5030)

Bottom Line (+1-855 (618) ← 5030)

Most printing issues are driver-related and easily (+1-855 (618) ← 5030) fixable with correct installation.